

# GrantForward: Tutorials for Researchers

## How Can I Set Up a Profile?

A profile on GrantForward showcases your professional background and scholarly work. By having a profile, you can easily connect with potential collaborators who share similar research interests and receive personalized grant recommendations tailored to your expertise. In this document, we will guide you through how to set up a proper profile on GrantForward to make the most of these benefits.

### 1. Go to “My Profile” Page


- Under the **Researchers** tab > go to the **“My Profile”** page

### 2. Claim Your Profile

- Based on your name and email, GrantForward suggests profiles that may belong to you. Click on **Claim This Profile** on the one that matches your information.

**Claim an Existing Profile**

If one of these profiles is yours, you can claim it. Once claimed, you can make further modification to your profile information, or use the profile as a source for grant recommendation.




**Kevin Chenchuan Chang**

Professor  
Grainger College of Engineering  
University of Illinois Urbana-Champaign

data science computer science  
information retrieval knowledge discovery  
web search


[Claim This Profile](#) ← Click here if the profile matches your info

- After claiming your profile, you can go to your profile page to view all the information about your professional background, scholarly work, and interest keywords extracted from your profile.



**Kevin Chenchuan Chang** ✓

Professor  
Researcher's Homepage



University of Illinois Urbana-Champaign

**Affiliations**

Grainger College of Engineering


- Siebel School of Computing and Data Science

**Biography**

Kevin Chen-Chuan Chang is a CS Professor in Computer Science, University of Illinois at Urbana-Champaign. He received a BS from National Taiwan University and PhD from Stanford University in Electrical Engineering. His research addresses large-scale information access and knowledge acquisition, for search, mining, and integration across structured and unstructured big data, with current focuses on Web search/mining and social media analytics.

He is passionate to bring research results to the real world and, with his students, co-founded Cazoodle, a startup from the University of Illinois, and developed GrantForward.com

[Edit This Profile](#) beta



Scholarly Works   Awards

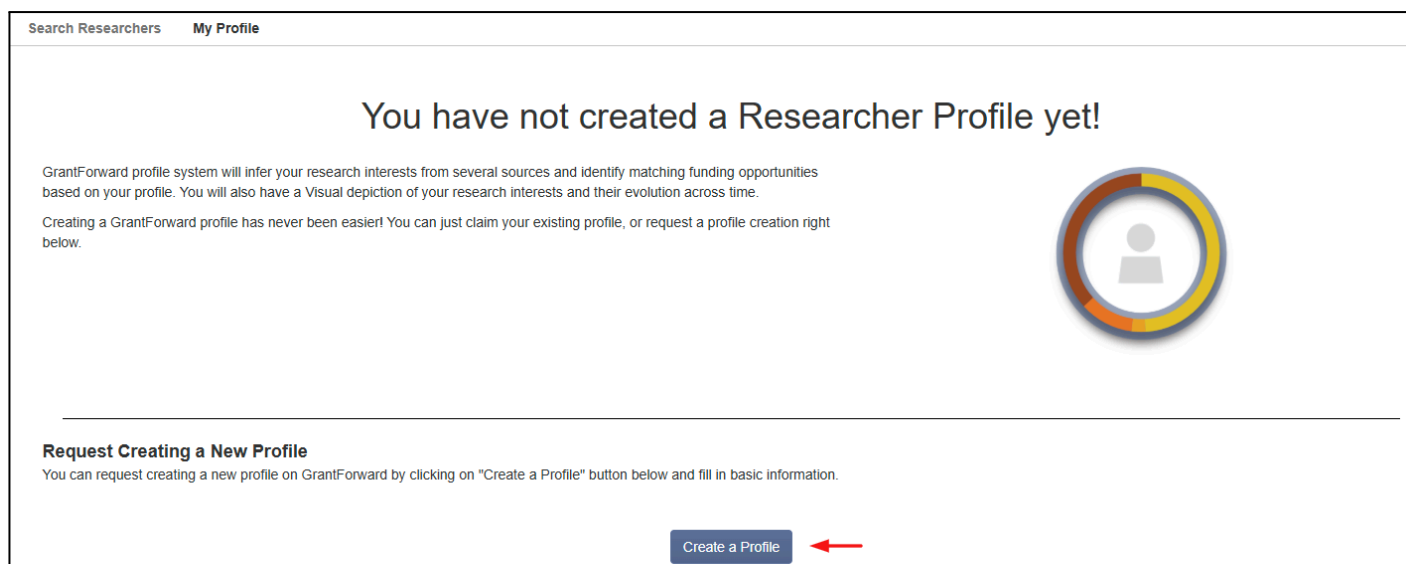
**MUSHA: Subgraph Matching by Multilevel Sharing.** (2025)  
Hongtai Cao   Qihao Wang   Xiaodong Li   Mohammad Matin Najafi   Kevin Chen-Chuan Chang   Reynold Cheng

data science   computer science   network analysis   graph theory   knowledge discovery   discrete algorithm   combinatorial optimization   graph processing

structural graph theory   graph matching   subgraph matching

### 3. Create a New Profile

- If you don't see any suggestions or if no suggested profiles match yours, click on the **Create a Profile** button to create a new one.




Search Researchers My Profile

## You have not created a Researcher Profile yet!

GrantForward profile system will infer your research interests from several sources and identify matching funding opportunities based on your profile. You will also have a Visual depiction of your research interests and their evolution across time.

Creating a GrantForward profile has never been easier! You can just claim your existing profile, or request a profile creation right below.

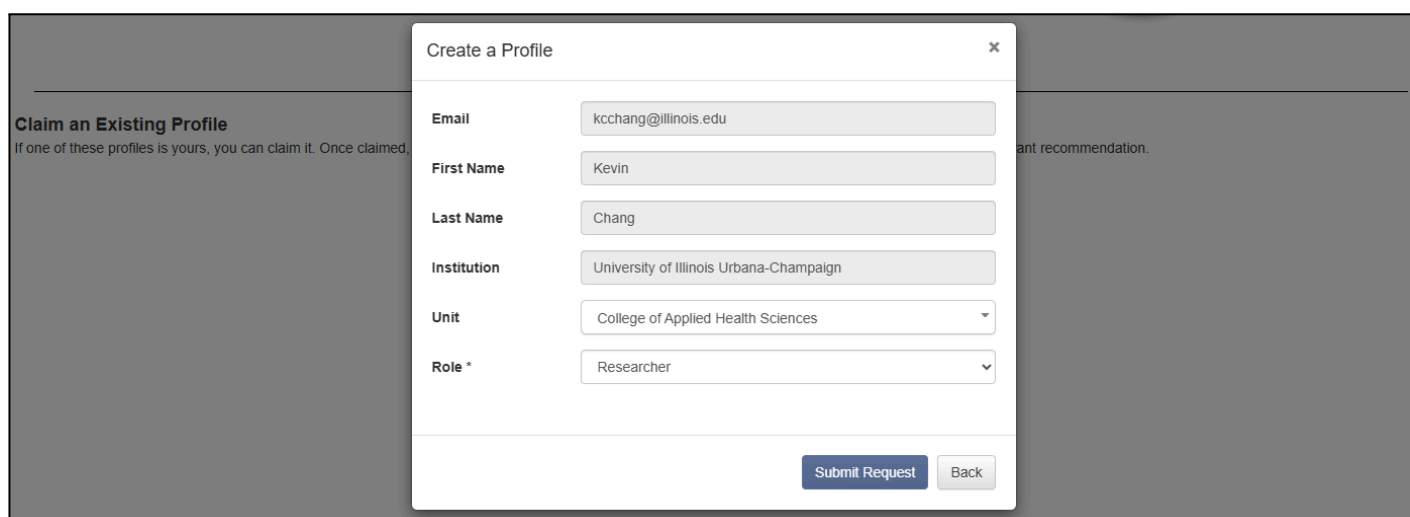



---

**Request Creating a New Profile**  
You can request creating a new profile on GrantForward by clicking on "Create a Profile" button below and fill in basic information.

Create a Profile

- Then, fill in the required information in the pop-up dialog box to start the process.



**Create a Profile** [X]

Email:

First Name:

Last Name:

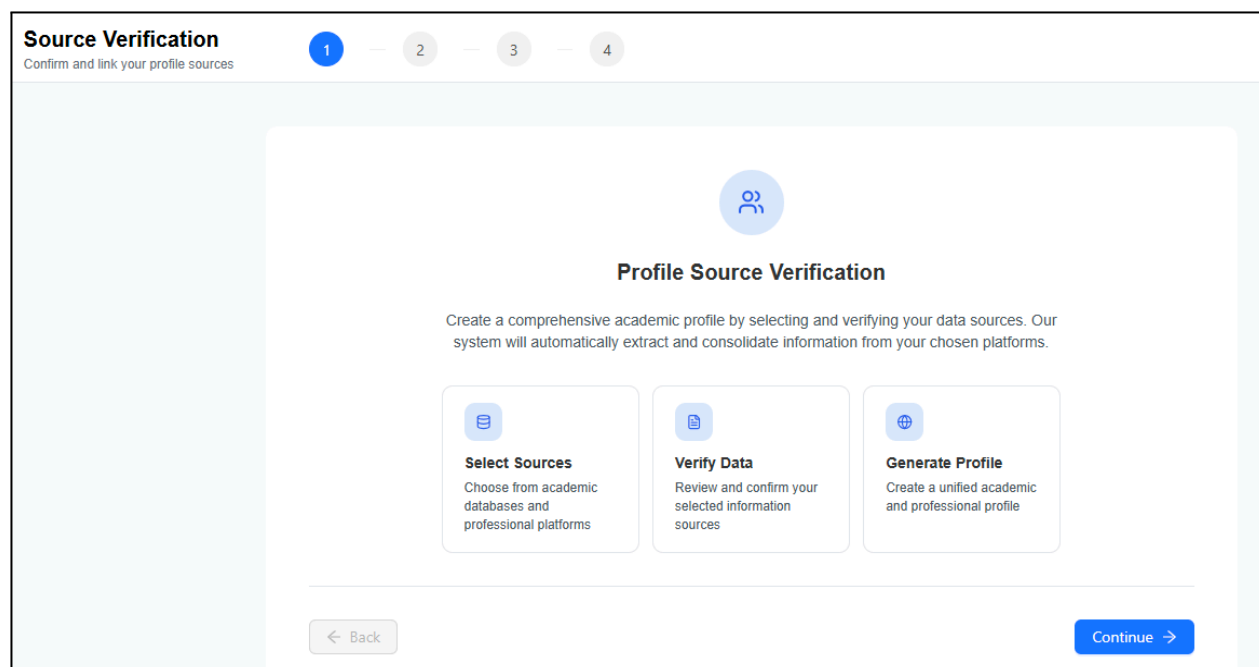
Institution:

Unit:

Role \*:

Submit Request Back

- After you submit the info, you will be directed to the "Edit Profile" page to select and verify the data sources that we can use to generate your profile.




**Source Verification**  
Confirm and link your profile sources


1 — 2 — 3 — 4

### Profile Source Verification


Create a comprehensive academic profile by selecting and verifying your data sources. Our system will automatically extract and consolidate information from your chosen platforms.



**Select Sources**  
Choose from academic databases and professional platforms



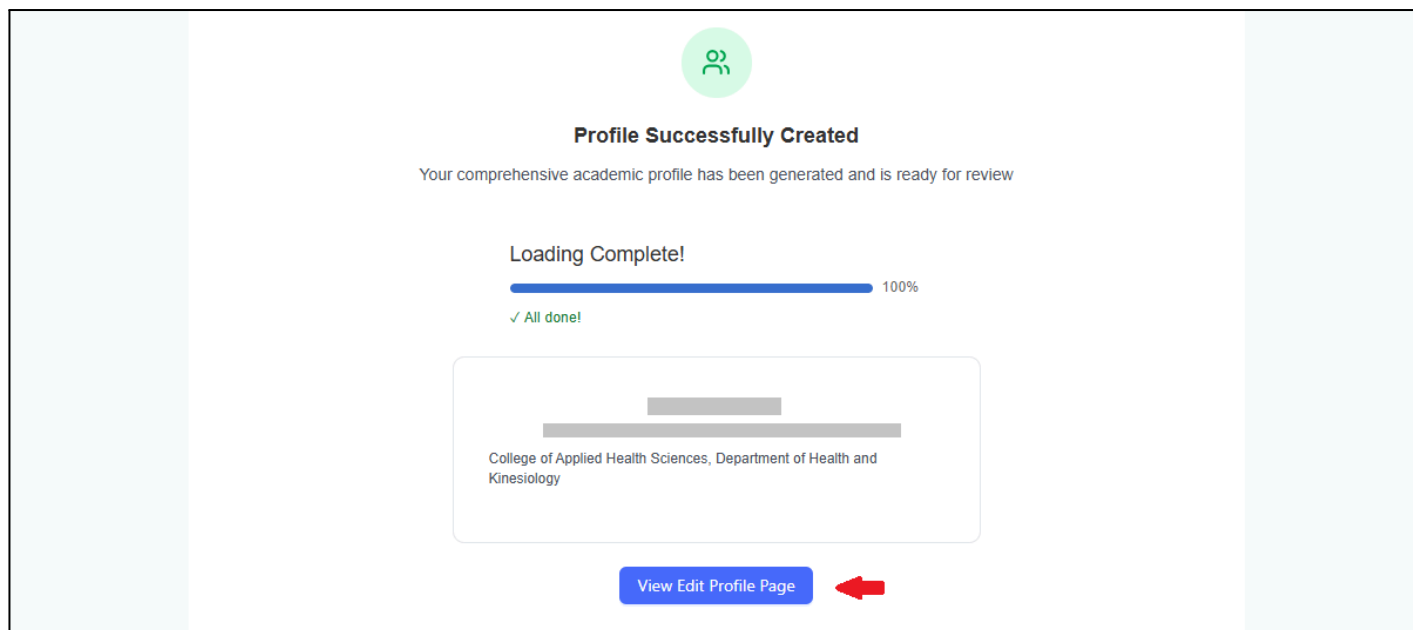
**Verify Data**  
Review and confirm your selected information sources



**Generate Profile**  
Create a unified academic and professional profile

< Back Continue >


- Once your profile has been generated, click on **View Edit Profile Page** to review and make further adjustments (if needed).

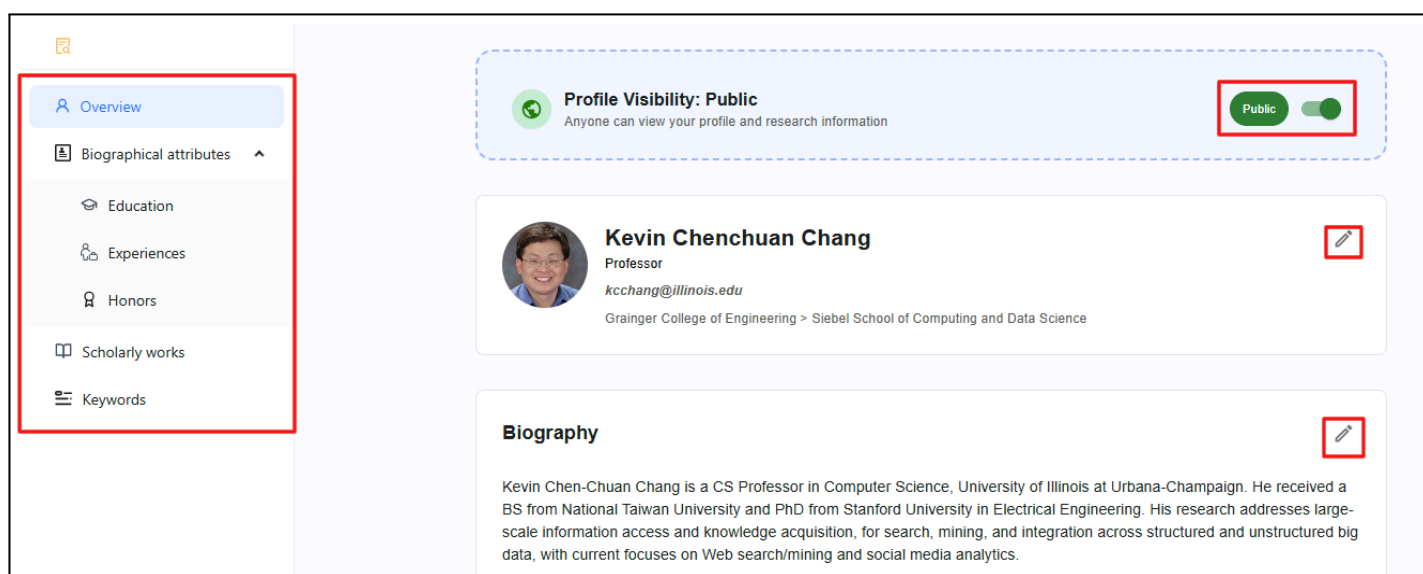


## 4. Edit Your Profile

- Under the **Researchers** tab, go to the **My Profile** page, choose **Edit This Profile** to make necessary edits.



- On the edit profile page, use the sidebar navigation to switch between different sections of your profile. For each section, click on the  icon to modify the information.
- You can also set your profile privacy to "Public" to make it visible to everyone, or "Private" to hide it from public view.



- In the **Scholarly works** section, click **Add new work** to provide different sources for the system to extract your works. You can add a Google Scholar/ORCID URL or text format. Then click **Submit**.

**Scholarly Works**  
Manage papers, articles, books, and other scholarly works

**Add Scholarly Works**

☒ + Extract by website ☐ Extract by text ☐ Add manually

URL  
https://scholar.google.com/citations?user=sugWZ6MAAAAJ&hl=en

Currently only supports Google Scholar and ORCID

Cancel Submit

- Select the desired scholarly works extracted from your source. You can edit or delete each work before proceeding to import all of them to your profile.

**Add 304 scholarly works**

Below are the scholarly works that will be added to your profile.

☒ A comprehensive survey of graph embedding: Problems, techniques, and applications  
2018  
Coauthors: H Cai, VW Zheng, KCC Chang  
scholar.google.com

☒ Geom-gcn: Geometric graph convolutional networks  
2020  
Coauthors: H Pei, B Wei, KCC Chang, Y Lei, B Yang  
scholar.google.com

☒ Towards reasoning in large language models: A survey  
2022  
Coauthors: J Huang, KCC Chang  
scholar.google.com

☒ 304 selected

Cancel Proceed

edit or delete each work here

- You can use the filters at the top of the section to view which scholarly works haven't been verified and have been hidden in your profile, or which have been verified and displayed.

**Scholarly Works**  
Manage papers, articles, books, and other scholarly works

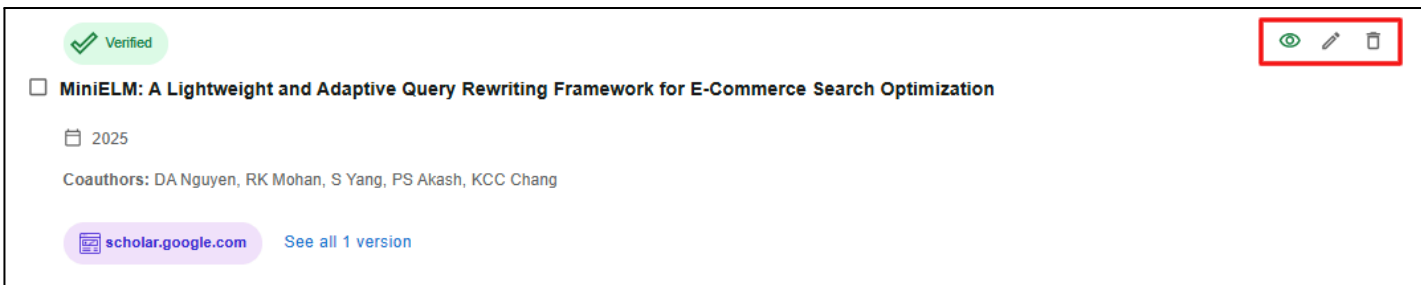
Search by title, author, year or venue

Verified: Unverified Display type: Only hidden Order by: Year - Descending

click here to show filter types

Note: Only verified scholar works are shown in your profile.

- In each added scholarly work, you can click on the appropriate icon to adjust its visibility, edit, or delete the work permanently.



Verified

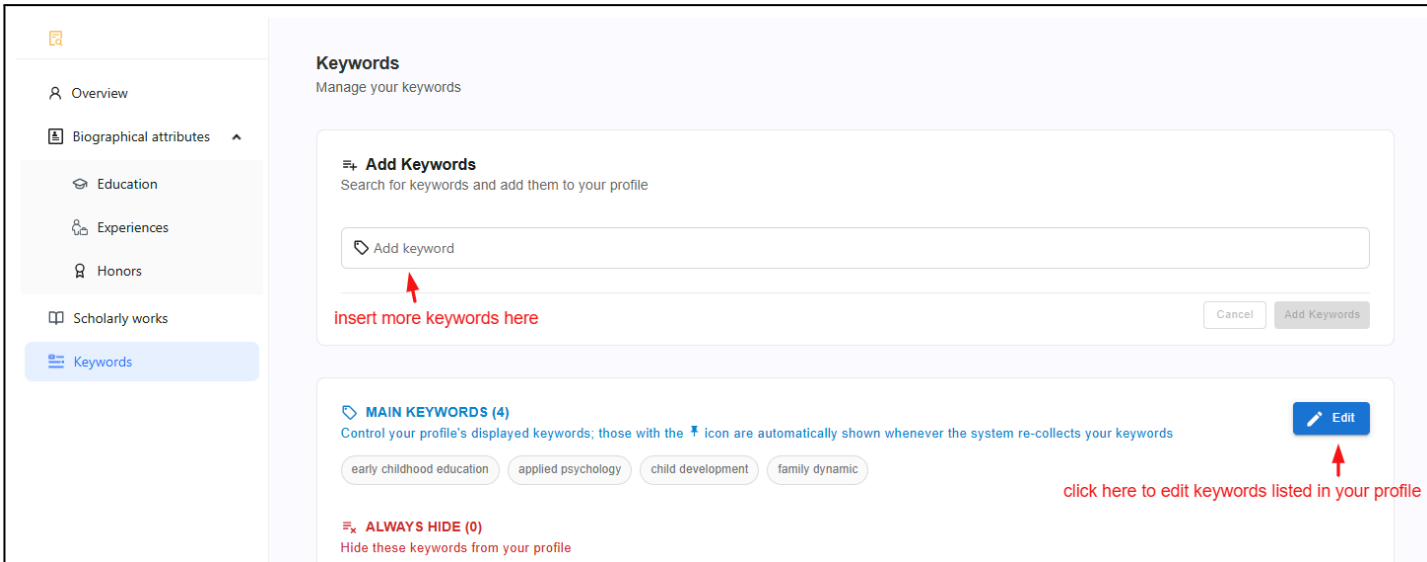
MiniELM: A Lightweight and Adaptive Query Rewriting Framework for E-Commerce Search Optimization

2025

Coauthors: DA Nguyen, RK Mohan, S Yang, PS Akash, KCC Chang

[scholar.google.com](#) [See all 1 version](#)

- Besides adding the scholarly work, you can go to the **Keywords** section to add more interest keywords or edit any keywords listed in your profile.




**Keywords**  
Manage your keywords

**Add Keywords**  
Search for keywords and add them to your profile

Add keyword

insert more keywords here

Cancel Add Keywords




**MAIN KEYWORDS (4)**  
Control your profile's displayed keywords; those with the  icon are automatically shown whenever the system re-collects your keywords

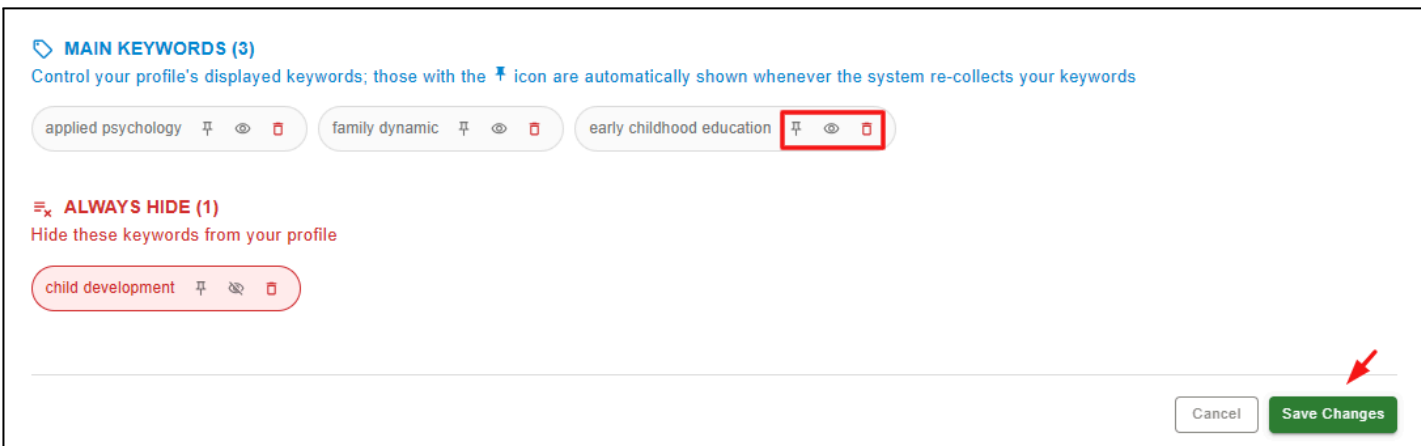
early childhood education applied psychology child development family dynamic


**ALWAYS HIDE (0)**  
Hide these keywords from your profile

Edit

click here to edit keywords listed in your profile

- After clicking on the **Edit** button, you can use the following icons for each listed keyword:  to keep the keyword permanently in your profile even when the system updates your profile,  to adjust the keyword's visibility, or  to delete it. Then click **Save Changes**.



**MAIN KEYWORDS (3)**  
Control your profile's displayed keywords; those with the  icon are automatically shown whenever the system re-collects your keywords

applied psychology family dynamic early childhood education

**ALWAYS HIDE (1)**  
Hide these keywords from your profile

child development

Cancel Save Changes